

Arapahoe Community College

Platinum Data  
A Team Approach

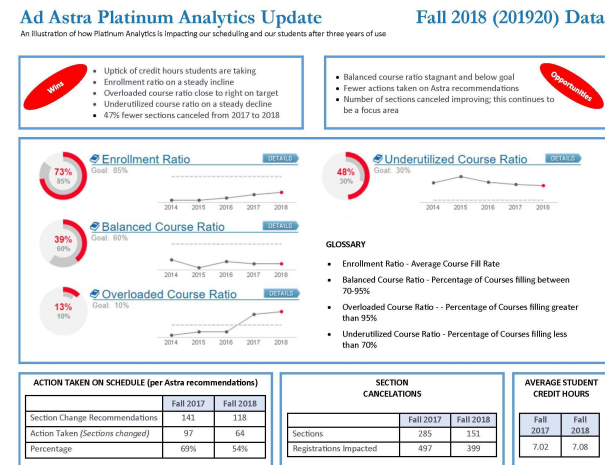

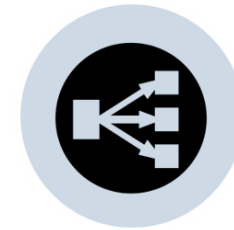




# PROGRESS

## Fall 2018 Data

- Uptick of credit hours students are taking
- Enrollment ratio on a steady incline
- Overloaded course ratio close to right on target
- Underutilized course ratio on a steady decline
- 47% fewer sections canceled from 2017 - 2018



# Ad Astra Platinum Analytics Update

## Fall 2018 (201920) Data

An illustration of how Platinum Analytics is impacting our scheduling and our students after three years of use



# PROGRESS



**Wins**

- Uptick of credit hours students are taking
- Enrollment ratio on a steady incline
- Overloaded course ratio close to right on target
- Underutilized course ratio on a steady decline
- 47% fewer sections canceled from 2017 to 2018

**Opportunities**

- Balanced course ratio stagnant and below goal
- Fewer actions taken on Astra recommendations
- Number of sections canceled improving; this continues to be a focus area

### Enrollment Ratio

73% (Goal: 85%)

### Underutilized Course Ratio

48% (Goal: 30%)

### Balanced Course Ratio

39% (Goal: 60%)

### Overloaded Course Ratio

13% (Goal: 10%)

### GLOSSARY

- Enrollment Ratio - Average Course Fill Rate
- Balanced Course Ratio - Percentage of Courses filling between 70-95%
- Overloaded Course Ratio - Percentage of Courses filling greater than 95%
- Underutilized Course Ratio - Percentage of Courses filling less than 70%

**ACTION TAKEN ON SCHEDULE (per Astra recommendations)**

	Fall 2017	Fall 2018
Section Change Recommendations	141	118
Action Taken ( <i>Sections changed</i> )	97	64
Percentage	69%	54%

**SECTION CANCELATIONS**

	Fall 2017	Fall 2018
Sections	285	151
Registrations Impacted	497	399

**AVERAGE STUDENT CREDIT HOURS**

	Fall 2017	Fall 2018
	7.02	7.08



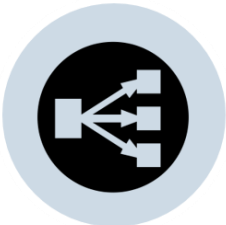
# ADVISORY GROUP

WHO

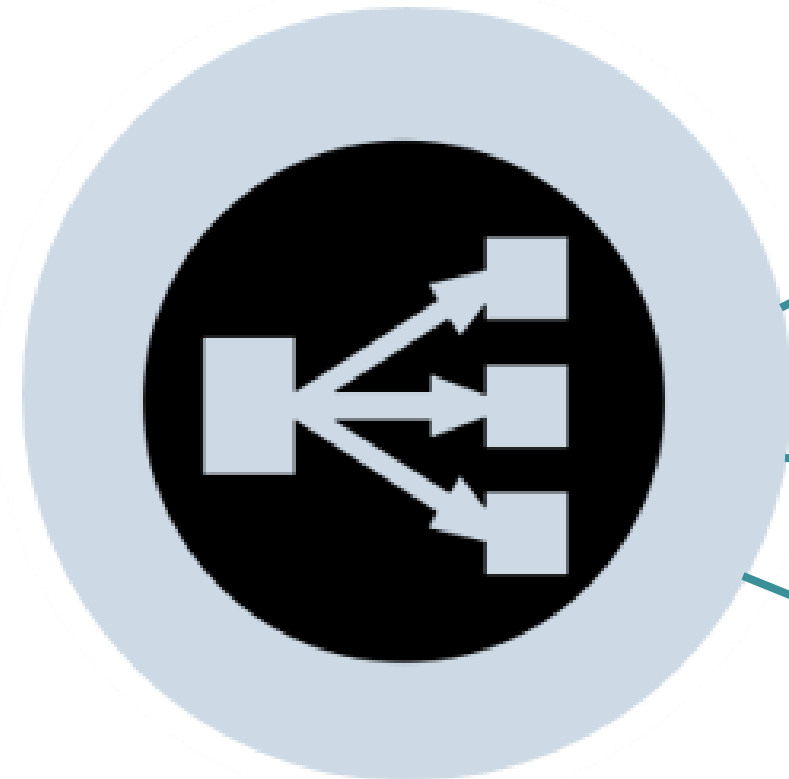
Pathway Representatives  
Advising  
Instructional Operations

WHAT

Examines Data Shares  
Guides Trains  
Advocates Liaises  
Informs







CHAIRS &  
DEANS

LEARNING  
LEADERSHIP  
①

ADVISORY  
GROUP  
②

# DATA DISSEMINATION



Filters	29	64%	0	\$12,798,000							
	TOP CANDIDATES	ENROLLMENT RATIO	UNMET REQUIRED SEATS	MARGIN							
Custom											
<input type="checkbox"/> Top Candidates Only											
<input type="checkbox"/> Analyzed Courses Without Sections											
<input type="checkbox"/> Global Filters											
<input type="checkbox"/> Ignore Exclude from Results											
Campus											
College											
Department											
Subject											
Course Level											
Candidate Type											
Course Group											
Course Attribute											
	Subject	Course Title	Camp.	Candidate T...	Secti...	Sections Nec...	Candida...	Se...	Seats Nec...	Required Se...	Met Req. %
	Accept	AAA 101 College 101 Student Experience	AUC	Reduction	3	1.8	1	60	39	0	
	Accept	AAA 101 College 101 Student Experience	AMC	Reduction	18	12.6	5	360	252	0	
	Accept	ART 262 @ Ceramics III	ACO	Reduction	2	0.3	2	38	6	0	
	Accept	ART 263 @ Ceramics IV	ACO	Reduction	2	1.1	2	36	19	0	
	Accept	ASE 160 Auto Engine Repair	AMC	Reduction	2	0.9	1	36	17	0	
	Accept	BIO 204 Microbiology w/Lab: SC1	AMC	Reduction	4	2.5	1	96	61	0	
	Accept	CCR 992 Composition & Reading	AMC	Reduction	3	1.7	1	60	34	0	
	Accept	CS 118 Intro PC Applications	AMC	Reduction	6	3.3	2	132	72	0	
	Accept	COM 115 Public Speaking	ACR	Reduction	2	0.6	1	44	14	0	
	Accept	MAT 050 Quantitative Literacy	ACN	Reduction	3	0.8	2	110	31	0	
	Accept	MAT 055 Algebraic Literacy	AMC	Reduction	6	3.1	2	144	74	0	
	Accept	MAT 092 Quant Lab	AMC	Reduction	3	1.3	1	73	30	0	
	Accept	MAT 093 Algebra Lab	AUC	Reduction	2	0.8	1	50	21	0	
	Accept	MAT 120 Math for Liberal Arts: MA1	ACR	Reduction	2	0.6	1	50	15	0	
	Accept	MAT 121 College Algebra: MA1	AUC	Reduction	4	1.5	2	100	38	0	
	Accept	MAT 135 Intro to Statistics: MA1	ACN	Reduction	3	1.8	1	108	65	0	
	Accept	MUS 152 Ensemble II	AMC	Reduction	4	0.4	3	170	19	0	
	Accept	PED 143 Yoga I	AMC	Reduction	2	0.9	1	40	19	0	
	Accept	PSY 102 General Psychology II: SS3	AMC	Reduction	3	1.7	1	72	40	0	
	AAA 101 College 101 Student Experience	ACR	No Action	1	1.1	0	20	22	0		
	AAA 101 College 101 Student Experience	ACN	No Action	2	1.5	0	40	30	0		

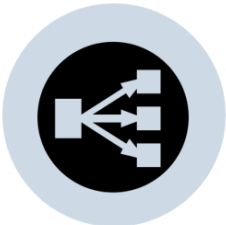
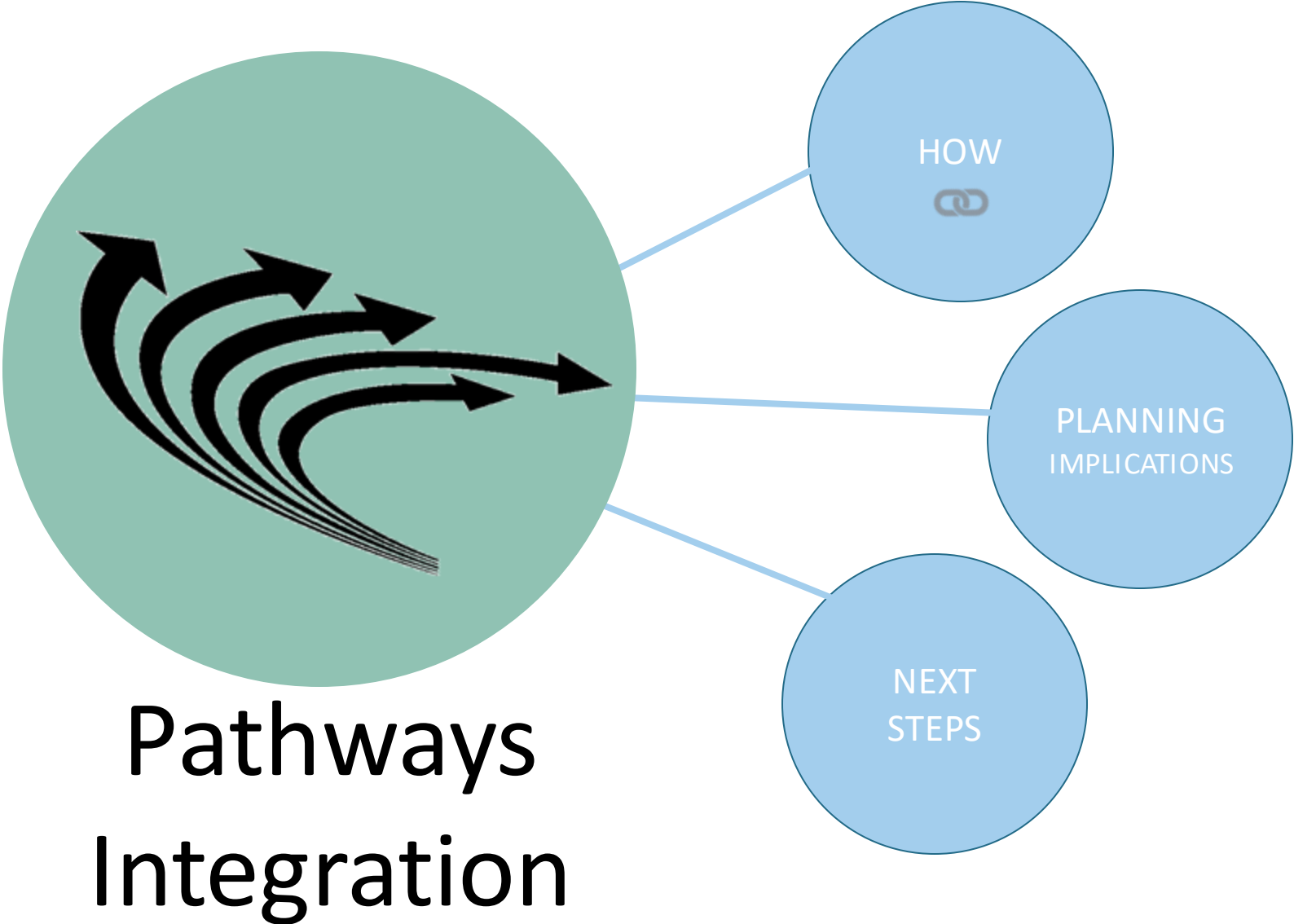


- Uptick of credit hours students are taking
- Enrollment ratio on a steady incline
- Overloaded course ratio close to right on target
- Underutilized course ratio on a steady decline
- 47% fewer sections canceled from 2017 to 2018



To consider: Should we be adding sections and seats when the recommendation is to reduce?

June 29, 2018







Back Save Save and Close Cancel

Filters

Search

Custom

Keyword:

Program of Study

Pathways List

Add Pathway

Pathway Name ^1	Program of Study	Active Students	Required Credits	Required Courses	Catalog Version	Default
✖ Early Childhood Education: Teacher	A_CER_ECT2:ECT2	417	27	9	201920	<input checked="" type="checkbox"/>
✖ Early Childhood Teacher Education Transfer	A_AA_AA:AA	121	59	19	201920	<input type="checkbox"/>
✖ Economics Transfer	A_AA_AA:AA	16	59	19	201920	<input type="checkbox"/>
✖ Elementary Teacher Education Transfer	A_AA_AA:AA	149	59	19	201920	<input type="checkbox"/>
✖ Emergency Medical Services: EMT	A_CER_EMTB:EMTB	240	12	5	201920	<input checked="" type="checkbox"/>
✖ Emergency Medical Services: EMT Enhanced	A_CER_EMTE:EMTE	39	33	13	201920	<input checked="" type="checkbox"/>
✖ Emergency Medical Services: Paramedicine	A_AAS_PMD:PMD	156	45	15	201920	<input checked="" type="checkbox"/>
✖ Engineering Graphics Technologies	A_AAS_EGG:EGG	11	61	20	201920	<input checked="" type="checkbox"/>
✖ Engineering Graphics Technologies: Mechan...	A_AAS_ETMC:ETMC	171	61	20	201920	<input checked="" type="checkbox"/>
✖ Engineering Graphics Technologies: Mechan...	A_CER_MED:MED	23	33	11	201920	<input checked="" type="checkbox"/>
✖ English Transfer	A_AA_AA:AA	78	64	21	201920	<input type="checkbox"/>
✖ Exercise Health Sciences: Fitness Administra...	A_AAS_HFA:HFA	6	70	21	201920	<input checked="" type="checkbox"/>
✖ Fermentation Science Transfer	A_AS_AS:AS	7	60	17	201920	<input type="checkbox"/>
✖ French Transfer	A_AA_AA:AA	7	60	18	201920	<input type="checkbox"/>
✖ Game Design	A_AAS_GAM:GAM	332	53	17	201920	<input checked="" type="checkbox"/>
✖ General	A_AS_AS:AS	2804	63	20	201920	<input checked="" type="checkbox"/>
✖ General Transfer ADA	A_AA_AA:AA	2435	66	21	201920	<input checked="" type="checkbox"/>
✖ General with Creative Writing Area of Intere...	A_AA_AA:AA	0	60	20	201920	<input type="checkbox"/>
✖ Geography Transfer	A_AA_AA:AA	6	60	19	201920	<input type="checkbox"/>
✖ Geology Transfer	A_AS_AS:AS	24	60	16	201920	<input type="checkbox"/>
✖ Health & Wellness	A_CER_HLW:HLW	13	17	5	201920	<input checked="" type="checkbox"/>

Pathway - Engineering Graphics Technologies: Mechanical Design (Default)

Save Save and Close Cancel Set as Default Clone View Students

\*Name: Engineering Graphics Technologies: Mechanical Design \*Program Of Study: A\_AAS\_ETMG:ETI Credits to Co

Pathway Courses

+ Add

Sequence ^1	Pathway Course ^2	Pathway Course Group	Credit Hours	Alternate Cour...	Alternate Cours...	Calculated Probabil...	User Probability	Milestone	Gateway
X 1	CAD 101		3					<input type="checkbox"/>	<input type="checkbox"/>
X 2	CAD 102		3					<input type="checkbox"/>	<input type="checkbox"/>
X 3	CIS 118		3					<input type="checkbox"/>	<input type="checkbox"/>
X 4	EGT 101		3					<input type="checkbox"/>	<input type="checkbox"/>
X 5	EGT 105		3					<input type="checkbox"/>	<input type="checkbox"/>
X 6	CAD 201		3					<input type="checkbox"/>	<input type="checkbox"/>
X 7	CAD 202		3					<input type="checkbox"/>	<input type="checkbox"/>
X 8	EGT 102		3					<input type="checkbox"/>	<input type="checkbox"/>
X 9	ENG 131		3			5.26		<input type="checkbox"/>	<input type="checkbox"/>
X 9	ENG 121		3			94.74		<input type="checkbox"/>	<input type="checkbox"/>
X 10		EGT Restricted Elective	3					<input type="checkbox"/>	<input type="checkbox"/>
X 11	COM 115		3					<input type="checkbox"/>	<input type="checkbox"/>
X 12	EGT 210		3					<input type="checkbox"/>	<input type="checkbox"/>
X 13		EGT Restricted Elective	3					<input type="checkbox"/>	<input type="checkbox"/>
X 14	MAT 121		4					<input type="checkbox"/>	<input type="checkbox"/>
X 15	MTE 120		3					<input type="checkbox"/>	<input type="checkbox"/>
X 16	EGT 201		3					<input type="checkbox"/>	<input type="checkbox"/>
X 17	EGT 205		3					<input type="checkbox"/>	<input type="checkbox"/>
X 18	EGT 289		3					<input type="checkbox"/>	<input type="checkbox"/>
X 19		GEN Elective	3					<input type="checkbox"/>	<input type="checkbox"/>
X 20		EGT Restricted Elective	3					<input type="checkbox"/>	<input type="checkbox"/>





# Questions?

*Jennifer Wayne*

*Instructional Support Coordinator*

*Arapahoe Community College*

*Jennifer.wayne@Arapahoe.edu*

*303.797.5975*